

European Fire and Security Group

The Secretary
Amsterdamer Stasse 172-174
D-50735 Köln, GERMANY

Date : 09 November 2005

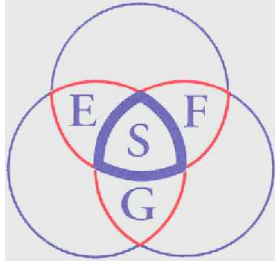
BASIC AGREEMENT on

FIRE DETECTION AND FIRE ALARM COMPONENTS

Participants:

Certification Body	Signature
AFAQ-AFNOR Certification F-93571 Saint Denis La Plaine	
VdS Schadenverhütung D-50735 Köln	
BRE CERTIFICATION Ltd GB-WD25 9XX Watford	
DIFT DK-2650 Hvidovre	
Associated Laboratories	Signature
Centre National de prévention et de protection (CNPP) F-27950 Saint Marcel	
VdS Schadenverhütung D-50735 Köln	
BRE GB-WD25 9XX Watford	
DELTA DK-2970 Horsholm	

The certification bodies, which are members in the European Fire and Security Group (EFSG) and associated laboratories signing this Basic Agreement (BA) agree in accepting the conditions.



European Fire and Security Group

The Secretary
Amsterdamer Stasse 172-174
D-50735 Köln, GERMANY

1 GENERAL

This basic agreement specifies the conditions for the mutual recognition of test results for components of fire detection and fire alarm systems according to standards and tables given in the technical part (annexe 1) of this agreement, for the granting of certification marks of the certification body signatories.

It has been made on the understanding that the involved certification bodies are accredited in accordance with EN 45 011 by a member of EA (European co-operation for Accreditation) with a scope covering the relevant equipment.

This basic agreement is based on the Term of Reference of EFSG revision 11 dated November 2004.

2 OBJECT

It is the object of this agreement on the mutual recognition of test results to make it easier for manufacturers to obtain authorisation to use the mark of each Certification Body. To achieve this, test results as specified below, will be considered to be acceptable for all certification bodies within this basic agreement.

3 SCOPE

This agreement applies to components of fire detection and fire alarm systems in conformity with the standards listed in the technical part of this agreement.

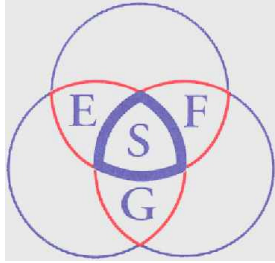
As a first step, individual additional requirements such as application procedures, surveillance of manufacturing and additional quality requirements are not covered by this agreement. (Note: As a second step this agreement could be extended to surveillance activity).

Every new applicant to EFSG operating in the field of fire detection and fire alarm systems shall be checked for compliance with the requirements of this basic agreement.

4 APPLICATION PROCEDURE

If a manufacturer wants to be licensed for the certification mark of another party of the agreement, he shall apply to that certification body and shall agree to abide by its regulations.

For comparison of test results, it is necessary, that the manufacturer gives permission to the certification body and it's associated laboratory, to exchange information (e.g. test results) between the signatories of this agreement.



European Fire and Security Group

The Secretary
Amsterdamer Stasse 172-174
D-50735 Köln, GERMANY

The test results from one of the associated test laboratories according to the technical part of this agreement (see annex 1 defining the relevant tests), shall be mutually accepted by the certification bodies involved in this agreement, within the bounds of the respective regulations.

5 ASSOCIATED TESTING LABORATORIES

The associated testing laboratories shall operate in conformity with standards and tables given in the technical part of this basic agreement and shall be accredited in accordance with ISO 17025 by a member of the EA for the relevant testing.

The testing laboratories shall participate to the inter-laboratory comparison programme set up by EFSG and agree to exchange experiences.

The results of the tests shall be given in a test report issued in English, French or German . Translations may be provided for better understanding by the manufacturer or certification body but the original report shall be used in case of dispute.

6 COMMON COMMITTEES

At least, once a year or at the request of one signatory of the multilateral agreement, all parties will meet for a review regarding the implementation of the basic agreement including testing.

Unless otherwise agreed, one representative respectively for each signatory of the agreement will participate at the review. This representative can participate with consultative participants. The resolutions of the meetings shall be minuted.

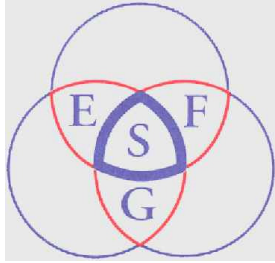
The place and date of the review shall be discussed and agreed by the signatories of the agreement.

7 DISPUTES

In case of a breach of the basic agreement, the signatories are obliged to attempt to resolve the problem in a fair discussion before dissolution of the multilateral agreement.

8 DISSOLUTION OF OR WITHDRAWAL FROM THE BASIC AGREEMENT

Dissolution of the agreement will occur when a simple majority of the signatories give 6 months notice, to all the signatories, of their request to dissolve the agreement.



European Fire and Security Group

The Secretary
Amsterdamer Stasse 172-174
D-50735 Köln, GERMANY

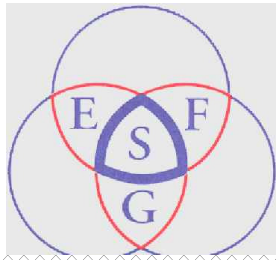
Withdrawal from the agreement by one signatory will occur when that organisation gives 6 months notice to all the signatories of its intention to withdraw from the agreement.

A dissolution of, or withdrawal from, the basic agreement does not invalidate certifications, based on mutually accepted results, that have been granted before the dissolution or withdrawal.

9 IMPLEMENTATION

This basic agreement is valid for a period of one year beginning with the date of signatures. Tests results issued after the signature are fully valid for implementation: those issued before signature shall be scrutinised individually for acceptance by the members.

After this period, the agreement will be automatically renewed year per year.



**ANNEXE 1 to the Basic agreement on
Fire Detection and Fire Alarm Components**

EFSG Members (certification bodies) involved in the certification of components of fire detection and fire alarm systems accept test results as indicated in the following tables from **any associated laboratory** .:

A certification body may request additional testing for the certification of a product, e.g. different options with requirements from EN54-2 or a higher severity for a certain test may be required, etc...

The following product standards are under consideration:

EN 54-2 <i>October 1997</i>	Fire detection and alarm systems - Part 2 Control and indicating equipment
EN 54-4 <i>October 1997</i>	Fire detection and alarm systems - Part 4 power supply equipment
EN 54-5 <i>December 2000</i>	Fire detection and alarm systems - Part 5 Heat Detectors –
EN 54-7 <i>December 2000</i>	Fire detection and alarm systems - Part 7 Point smoke detectors – Detectors using scattered light, transmitted light or ionization
EN 54-10 <i>January 2002</i>	Fire detection and alarm systems - Part 10 Flame detectors- Point Detectors
EN 54-12 <i>November 2002</i>	Fire detection and alarm systems - Part 12 <i>Smoke detectors –line detectors using an optical light beam.</i>

However, the assessment of compatibility is not part of mutual recognition and may be undertaken under the responsibility of each certification body involved.

Mutual recognition is based on the fact, that the products to be certified are identical and the test reports issued by the different test laboratories have the same level of detailed information (harmonized form of the test reports).

A “No” in the column mutual recognition means, that the certification body is free to accept or not to accept results from the laboratory in question.

A “Yes” means that the certification body has to accept the result.

A “YES (*)” means that additional testing is requested by some certification body (where it is known).

In case of uncertainties a certification body may ask for further information. This may lead to further testing.

CONTROL and INDICATING EQUIPMENT

TESTS ACCORDING TO EN54-2 :1997	CLAUSE	MUTUAL RECOGNITION	MUTUAL RECOGNITION EN50 130-4:1995 +A1 :1998 + A2 :2003 + Corr. 2003
GENERAL REQUIREMENTS	4	NO	
GENERAL REQUIREMENTS FOR INDICATIONS	5	NO	
QUIESCENT CONDITION	6	NO	
FIRE ALARM CONDITION	7	NO	
FAULT WARNING CONDITION	8	NO	
DISABLED CONDITION	9	NO	
TEST CONDITION	10	NO	
STANDARDIZED I/O INTERFACE	11	NO	
DESIGN REQUIRMENTS	12	NO	
ADDITIONAL DESIGN REQUIREMENTS	13	NO	
MARKING	14	NO	
COLD (operational)	15.4	YES	
DAMP HEAT ,STEADY STATE (operational)	15.5	YES	
IMPACT (operational)	15.6	YES	
VIBRATION, SINUSOIDAL (operational)	15.7	YES	
ELECTROSTATIC DISCHARGE (operational)	15.8	YES	YES
RADIATED ELECTROMAGNETIC FIELDS (operational)	15.9	YES (*)	YES (*)
FAST TRANSIENT BURSTS (operational)	15.10	YES	YES
SLOW HIGH ENERGY VOLTAGE SURGES (operational)	15.11	YES	YES
MAINS VOLTAGE DIPS AND INTERRUPTIONS (operational)	15.12	YES	YES
SUPPLY VOLTAGE VARIATION (operational)			
DAMP HEAT STEADY STATE (endurance)	15.14	YES	
VIBRATION, SINUSOIDAL (endurance)	15.15	YES	
CONDUCTED DISTURBANCES INDUCED BY ELECTROMAGNETIC FIELDS (operational)			YES

(*) see enclosure to Annexe 1

General remark:

A certification body may require different options with requirements (see annexe B of EN 54-2). Mutual recognition requires, that these options are included in the c.i.e submitted for environmental testing.

POWER SUPPLY EQUIPMENT

TESTS ACCORDING TO EN54-4 : 1997	CLAUSE	MUTUAL RECOGNITION	MUTUAL RECOGNITION EN 50130-4 :1995 +A1 :1998 + A2 :2003 + Corr. :2003
GENERAL REQUIREMENTS	4	NO	
FUNCTIONS	5	NO	
MATERIALS; DESIGN AND MANUFACTURE	6	NO	
DOCUMENTATION	7	NO	
MARKING	8	NO	
FUNCTIONAL TESTS	9.2	YES	
TEST OF THE CHARGER AND THE STAND BY POWERS SOURCE	9.3	YES	
COLD (operational)	9.5	YES	
DAMP HEAT ,STEADY STATE (operational)	9.6	YES	
IMPACT (operational)	9.7	YES	
VIBRATION, SINUSOIDAL (operational)	9.8	YES	
ELECTROSTATIC DISCHARGE (operational)	9.9	YES	YES
RADIATED ELECTROMAGNETIC FIELDS (operational)	9.10	YES(*)	YES(*)
FAST TRANSIENT BURSTS (operational)	9.11	YES	YES
SLOW HIGH ENERGY VOLTAGE SURGES (operational)	9.12	YES	YES
MAINS VOLTAGE DIPS AND INTERRUPTIONS (operational)	9.13	YES	YES
DAMP HEAT STEADY STATE (endurance)	9.14	YES	
VIBRATION, SINUSOIDAL (endurance)	9.15	YES	
CONDUCTED DISTURBANCES INDUCED BY ELECTROMAGNETIC FIELDS (operational)			YES

(*) see enclosure to Annexe 1

General remark:

A certification body may require additional functions (e.g. deep discharge protection for the batteries). Mutual recognition requires that these functions are included in the p.s.e submitted to environmental testing.

OPTICAL & IONISATION SMOKE DETECTOR

TESTS ACCORDING TO EN54-7:2000	CLAUSE	MUTUAL RECOGNITION
GENERAL REQUIREMENTS	4	YES
REPEATABILITY	5.2	YES
DIRECTIONAL DEPENDENCE	5.3	YES
REPRODUCIBILITY	5.4	YES
VARIATION IN SUPPLY PARAMETERS	5.5	YES
AIR MOVEMENT	5.6	YES
DAZZLING ⁽¹⁾	5.7	YES
DRY HEAT (operational)	5.8	YES
COLD (operational)	5.9	YES
DAMP HEAT, STEADY STATE (operational)	5.10	YES
DAMP HEAT, STEADY STATE (endurance)	5.11	YES
SO2 CORROSION (endurance)	5.12	YES
SHOCK (operational)	5.13	YES
IMPACT (operational)	5.14	YES
VIBRATION ,SINUSOIDAL (operational)	5.15	YES
VIBRATION ,SINUSOIDAL (endurance)	5.16	YES
ELECTROSTATIC DISCHARGE (operational)	5.17	YES
RADIATED ELECTROMAGNETIC FIELDS (operational)	5.17	YES (*)
CONDUCTED DISTURBANCES INDUCED BY ELECTROMAGNETIC FIELDS (operational)	5.17	YES
FAST TRANSIENT BURSTS (operational)	5.17	YES
SLOW HIGH ENERGY VOLTAGE SURGES (operational)	5.17	YES
FIRE SENSITIVITY	5.18	YES

⁽¹⁾ only for optical detectors

(*) see enclosure to Annexe 1

RESETTABLE HEAT DETECTOR

TESTS ACCORDING TO EN54-5 : 2000	CLAUSE	MUTUAL RECOGNITION
GENERAL REQUIREMENTS	4	YES
DIRECTIONAL DEPENDENCE	5.2	YES
STATIC RESPONSE TEMPERATURE	5.3	YES
RESPONSE TIMES FROM TYPICAL APPLICATION TEMPERATURE	5.4	YES
RESPONSE TIMES FROM 25°C	5.5	YES
RESPONSE TIMES FOR HIGH AMBIENT TEMPERATURE	5.6	YES
VARIATION IN SUPPLY PARAMETERS	5.7	YES
REPRODUCIBILITY	5.8	YES
COLD (operational)	5.9	YES
DRY HEAT (endurance)	5.10	YES
DAMP HEAT, Cyclic (operational)	5.11	YES
DAMP HEAT, STEADY STATE (endurance)	5.12	YES
SULPHUR DIOXID SO2 CORROSION (endurance)	5.13	YES
SHOCK (operational)	5.14	YES
IMPACT (operational)	5.15	YES
VIBRATION ,SINUSIODAL (operational)	5.16	YES
VIBRATION ,SINUSIODAL (endurance)	5.17	YES
ELECTROSTATIC DISCHARGE (operational)	5.18	YES
RADIATED ELECTROMAGNETIC FIELDS (operational)	5.18	YES (*)
CONDUCTED DISTURBANCES INDUCED BY ELECTROMAGNETIC FIELDS (operational)	5.18	YES
FAST TRANSIENT BURSTS (operational)	5.18	YES
SLOW HIGH ENERGY VOLTAGE SURGES (operational)	5.18	YES
ADDITIONAL TEST FOR SUFFIX S	6.1	YES
ADDITIONAL TEST FOR SUFFIX R	6.2	YES

(*) see enclosure to Annexe 1

FLAME DETECTOR

TESTS ACCORDING TO DRAFT EN 54-10:2001	CLAUSE	MUTUAL RECOGNITION
GENERAL REQUIREMENTS	4	NO
REPRODUCIBILITY	5.2	NO
REPEATABILITY	5.3	NO
DIRECTIONAL DEPENDENCE	5.4	NO
FIRE SENSITIVITY	5.5	NO
DAZZLING (operational)	5.6	YES
DRY HEAT (operational)	5.7	YES
COLD (operational)	5.8	YES
DAMP HEAT CYCLIC (operational)	5.9	YES
DAMP HEAT STEADY STATE (endurance)	5.10	YES
SO2 CORROSION (endurance)	5.11	YES
SHOCK (operational)	5.12	YES
IMPACT (operational)	5.13	YES
VIBRATION (operational)	5.14	YES
VIBRATION (endurance)	5.15	YES
VARIATION IN SUPPLY PARAMETERS	5.16	NO
ELECTROSTATIC DISCHARGE (operational)	5.17	YES
RADIATED ELECTROMAGNETIC FIELDS (operational)	5.17	YES(*)
CONDUCTED DISTURBANCES INDUCED BY ELECTROMAGNETIC FIELDS (operational)	5.17	YES
FAST TRANSIENT BURSTS (operational)	5.17	YES
SLOW HIGH ENERGY VOLTAGE SURGES (operational)	5.17	YES
MARKING	6	NO

(*) see enclosure to Annexe 1

SMOKE DETECTORS-LINE DETECTORS USING OPTICAL LIGHT BEAM

TESTS ACCORDING TO EN 54-12:2001	CLAUSE	MUTUAL RECOGNITION
GENERAL REQUIREMENTS	4	NO
REPRODUCIBILITY	5.2	NO
REPEATABILITY	5.3	NO
DIRECTIONAL DEPENDENCE	5.4	NO
VARIATION OF SUPPLY PARAMETERS	5.5	NO
RAPID CHANGES IN OBSCURATION	5.6	NO
SLOW CHANGES IN OBSCURATION	5.7	NO
OPTICAL PATH LENGTH DEPENDENCE	5.8	NO
FIRE SENSITIVITY	5.9	NO
STRAY LIGHT	5.10	YES
DRY HEAT (operational)	5.11	YES
COLD (operational)	5.12	YES
DAMP HEAT ; STEADY STATE (operational)	5.13	YES
DAMP HEAT (endurance)	5.14	YES
VIBRATION (endurance)	5.15	YES
ELECTROSTATIC DISCHARGE (operational)	5.16	YES
RADIATED ELECTROMAGNETIC FIELDS (operational)	5.16	YES (*)
CONDUCTED DISTURBANCES INDUCED BY ELECTROMAGNETIC FIELDS (operational)	5.16	YES
FAST TRANSIENT BURSTS (operational)	5.16	YES
SLOW HIGH ENERGY VOLTAGE SURGES (operational)	5.16	YES
SO2 CORROSION (endurance)	5.17	YES
IMPACT (operational)	5.18	YES

(*) see enclosure to Annexe 1

Enclosure to Annexe 1

EFSG AR –A(*): No additional requirement.

EFSG AR-B: In the test “Radiated electromagnetic fields” the field strength is increased to 30V/m in the frequency ranges 415 MHz to 466 MHz and 890 MHz to 960 MHz and the total frequency range is extended to 2000 MHz.

(*) AR=additional requirement